

IUPUI, a partnership between Indiana University and Purdue University, is Indiana's urban research and academic health sciences campus. By offering a distinctive range of bachelor's, master's, professional, and Ph.D. degrees, IUPUI promotes the educational, cultural, and economic development of central Indiana and beyond through innovative collaborations, external partnerships, and a strong commitment to diversity.



ACADEMICS

17

Degree-granting schools

1ST

School of philanthropy in the world

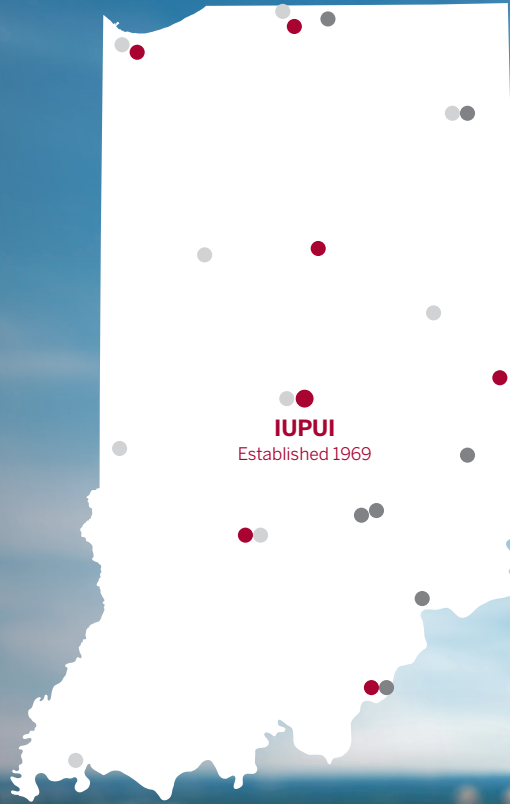


7x

Winner of the Higher Education Excellence in Diversity Award

95+

Research centers



● IU campus ○ IU center ○ IU School of Medicine campus

DISCOVER
IUPUI

STUDENT LIFE

500+

Organizations and clubs

18

Division I sports



10K

Square-foot fitness center

1M+

Hours of student community engagement

Find more facts at uirr.iu.edu

IU President: Michael A. McRobbie
Executive VP & Chancellor:
Nasser H. Paydar
420 University Boulevard
Indianapolis, Indiana 46202-4143
317-274-5555
www.iupui.edu

CAMPUS

536

Acres



131

Buildings



IUPUI

FULFILLING *the* PROMISE

2018-2019 FACTS

DEGREES FOR DOERS, DREAMERS, AND LEADERS

ACADEMIC PROGRAMS

240+

Undergraduate **105**
Graduate **142**

CREDIT HOURS

372,202

DEGREES AND CERTIFICATES GRANTED

7,948

Bachelor **4,380**
Master and specialist **1,724**
Doctoral **828**
Associates **72**
Certificate **944**

ALUMNI AROUND THE WORLD

205,439

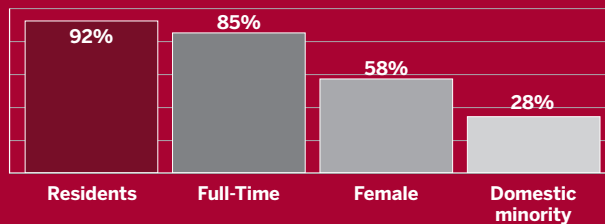
Alumni living in Indiana **138,778**
Alumni remaining in service region **114,971**



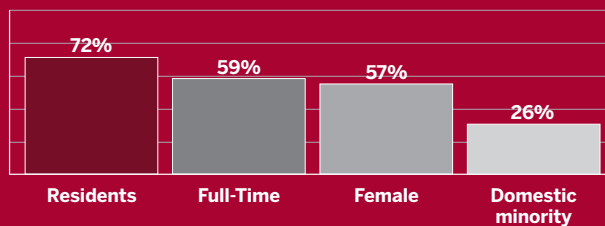
DEGREE-SEEKING DEMOGRAPHICS

28,710 ENROLLED

Undergraduates **20,651**



Graduates **8,059**



United States **50 + DC**
Countries **144**
First generation **26%**
International **6%**
Online **39%**

Average age undergraduate **22**
Average age graduate **29**



INCOMING BEGINNER PROFILE

SAT composite **1116**
ACT composite **23**
High school GPA **3.46**

OUTCOME MEASURES

First-Year retention rate **72%**
6-Year graduation rate **48%**
4-Year graduation rate **33%**

FINANCES

\$1.5B OPERATING BUDGET

\$440M FUNDING TOWARD RESEARCH

FINANCIAL AID

\$439M+ FINANCIAL AID AWARDED

33% BACHELOR'S DEGREE RECIPIENTS WITHOUT DEBT

DEGREE-SEEKING UNDERGRADUATE AID

Received financial aid **80%**
Received student loans **48%**
Received Pell Grants **36%**
Received 21st Century Scholarships **13%**

TUITION AND FEES

| | In-State | Out-of-State |
|----------------------------------|--------------------|--------------------|
| Undergraduate | \$9,465.10 | \$29,821.50 |
| Graduate | \$9,662.10 | \$24,542.10 |
| UG cost of attendance on campus | \$22,537.10 | \$42,893.50 |
| UG cost of attendance off campus | \$24,135.10 | \$44,491.50 |

FACULTY AND STAFF

9,279

Undergraduate student/faculty ratio **15:1**
Total instructional faculty **3,699**
Full-Time **69%**
Female **48%**
Minority **22%**
Ph.D. or terminal **69%**
Tenure **68%**

Total affiliated employees* **15,384**
*Includes students and other temporary workers



OPERATING BUDGET BREAKDOWN

- General funds
- Contracts and grants
- Medical practice funds
- Designated and other restricted
- Auxiliary enterprises

